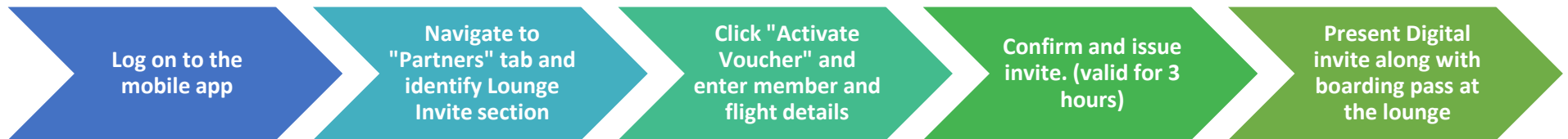


Guidelines on Lounge Invite Issuance for Co-branded Members via the Mobile app

With effect from the 1st of June 2019, SriLankan Airlines Platinum American Express Cardholders will be able to issue lounge invitations via the mobile app for ease of use.

Please find the lounge process and guidelines below.



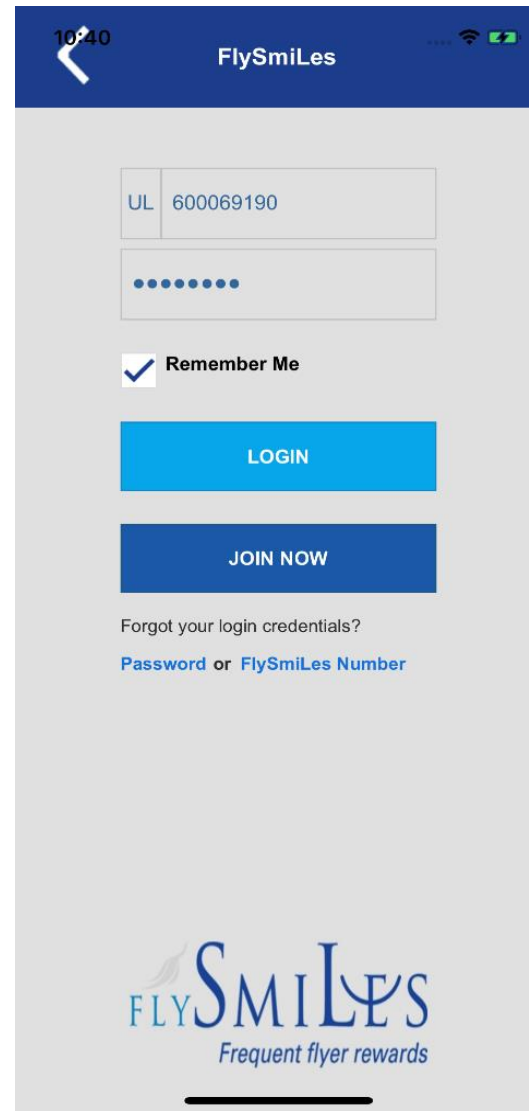

Contents

Step 01 - Log on to the Mobile app	2
Step 02 - Navigate to Partners Link	3
Step 03 - View Lounge Invites and add Information	4
Step 04 - Issuance of Invite	5
Lounge Issuance Process Recap	6
Terms & Conditions	7

Step 01 - Log on to the Mobile app

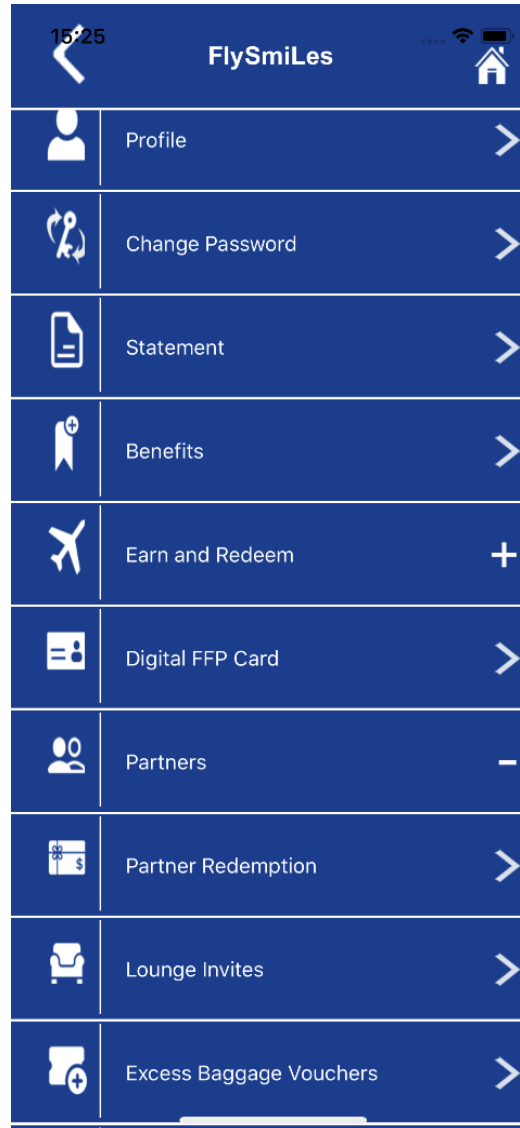
In order to obtain the SriLankan Airlines Mobile app members must be in possession of a handset which supports Android version 6 (Marshmellow) and above, whereas for iPhone users it must be IOS and above.

Open the SriLankan Airlines Mobile app and navigate to the FlySmiLes section and Log-in using your credentials.



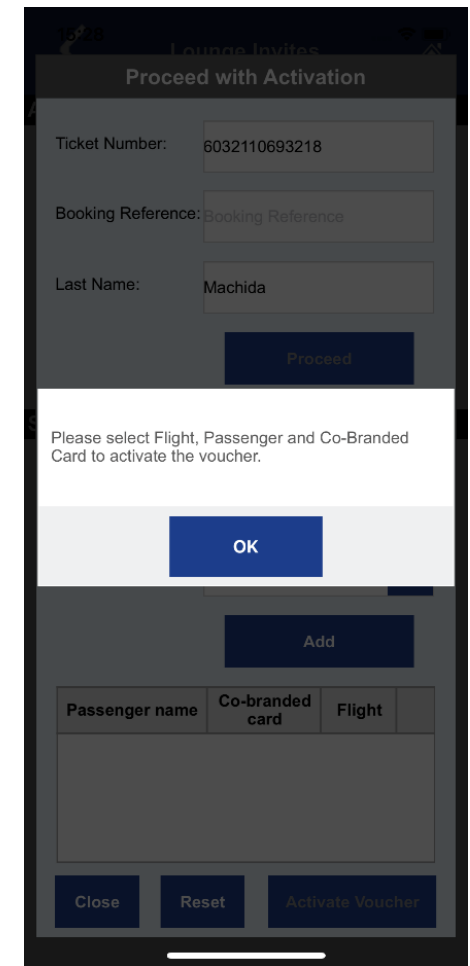
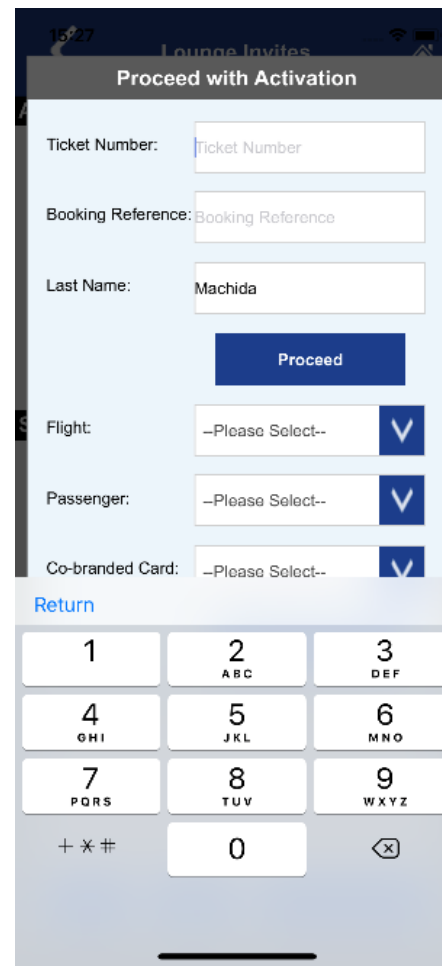
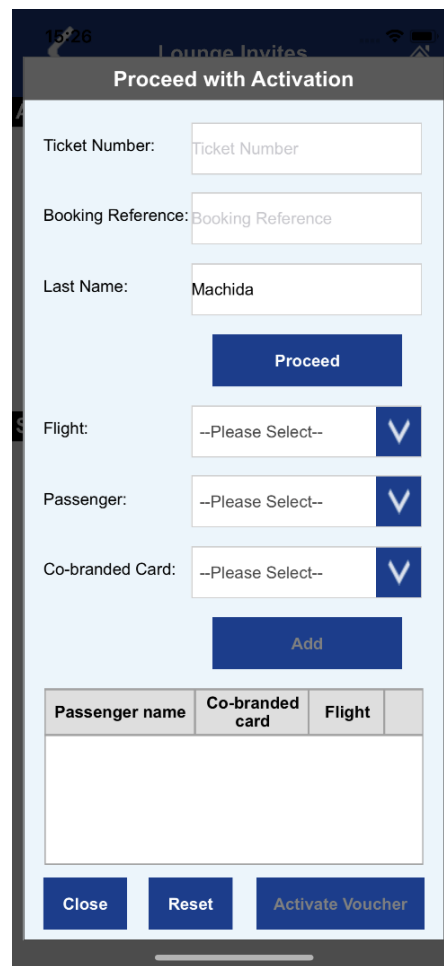
Step 02 - Navigate to Partners Link

Navigate to the partners link as shown below to access the lounge invite section.



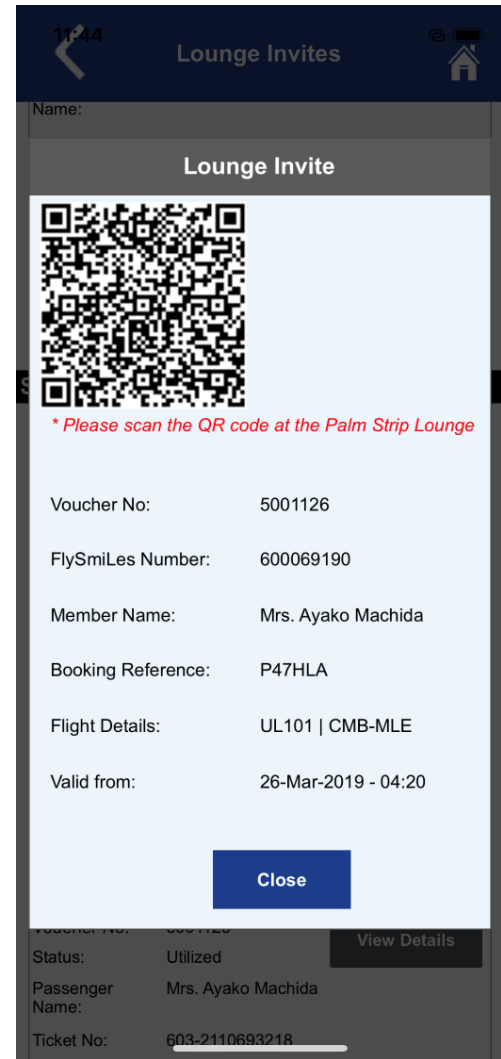
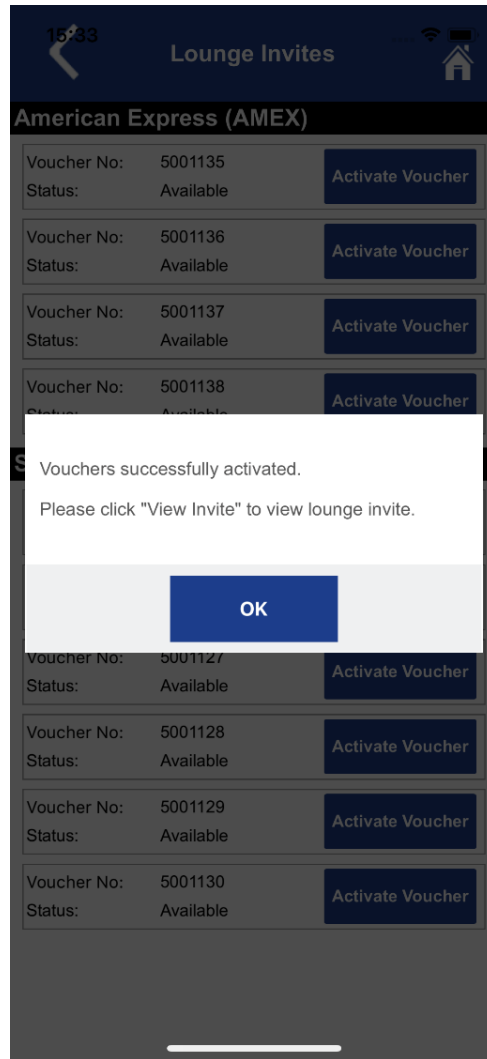
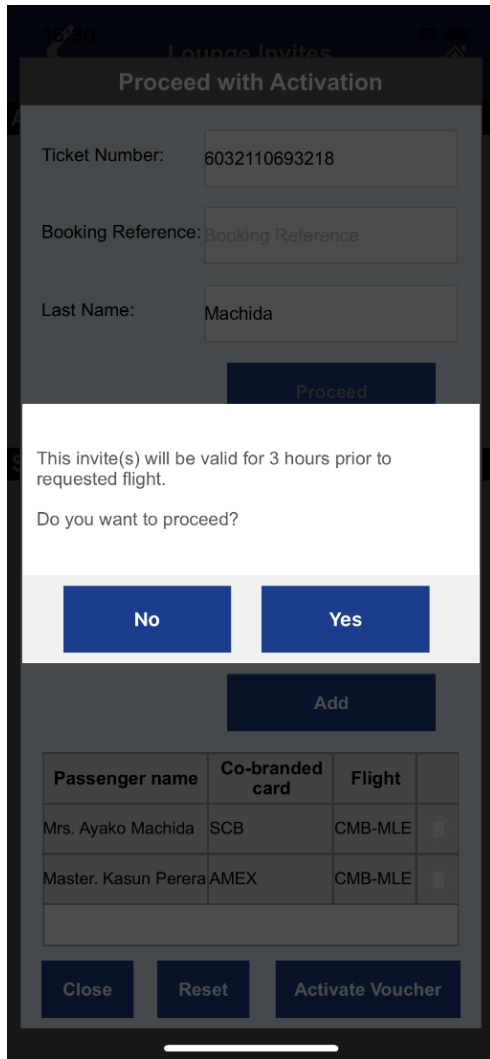
Step 03 - View Lounge Invites and add Information

1. View available lounge invites
2. Click on “Activate Voucher” tab
3. Enter requested details
4. Click “Activate Voucher” button to process the invite



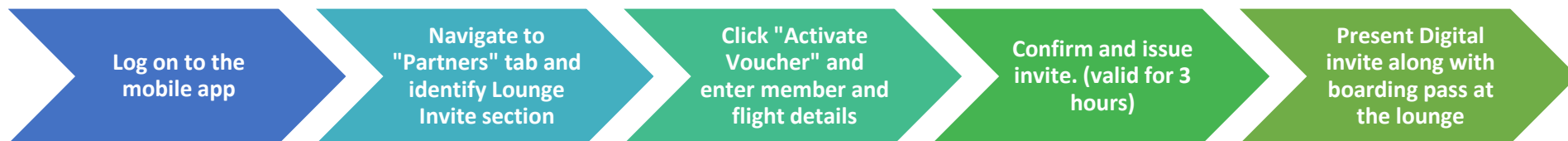
Step 04 - Issuance of Invite

1. Confirm details entered to issue the invite
2. Present the e-invite to the lounge along with your boarding pass for access.



Lounge Issuance Process Recap

Below is the process where a member can issue the lounge invite utilizing the Mobile app



Terms & Conditions

- 4 complimentary lounge invitations applicable for 12 months from FlySmiLes Tier renewal date.
- Lounge invitation is only applicable for the primary cardholder
- The invite is only valid for a period of 3 hours prior to flight
- Once issued the invite cannot be refunded or exchanged
- Unutilized vouchers cannot be carried forward
- Name on your reservation and FlySmiLes profile must match in order to avail yourself of benefits when travelling on SriLankan Airlines.
- In case a member does not utilize the Mobile app he/she may contact the FlySmiLes call center on +94-197-333-333 and obtain the invite 72 hours prior and 24 hour before departure.

Please download the SriLankan Airlines Mobile App from the links below to obtain your Digital FlySmiLes card, check your account details and receive updates on exclusive offers.

